

QUBIT

CENTRIFUGAL FANS

Compact centrifugal fan with an air flow of up to 110 m³/h



Air flow:
up to 110 m³/h
31 l/s



Power:
from 11 W

SFP:
from 0.72 W/l/s



Noise level:
up to 20 dBA



Use

- Exhaust ventilation systems installed in high-rise buildings and premises.
- Mountable into ventilation shafts and connectable to air ducts.
- For mounting in kitchens and bathrooms.
- Surface wall or ceiling mounting.

Design


- Modern design and aesthetic appearance.
- The casing is made of durable ABS plastic and fitted with a gravity backdraft damper to prevent back-drafting.



- The front panel is made of snow-white UV-resistant plastic.
- Equipped with a comfortable front panel and a filter, which can be cleaned by means of a dishwasher and protects the internal components of a fan from dust.
- The centrifugal fan impeller blades are forward-curved, ensuring high pressure and low noise.
- Exhaust spigot diameter 100 mm.
- Ingress protection rating IP45.

Motor

- Two-speed motor with a centrifugal impeller. Minimum energy demand.
- Rated for maintenance-free continuous operation.
- Equipped with overheating protection.
- Ball bearings provide long service life.



QUBIT

CENTRIFUGAL FANS

Options

o **Timer (Qubit-E...T)**

Depending on the wiring, the fan is off or runs permanently at the low speed. The fan is turned to a higher speed with an external switch in 50 s after activation. After turning the switch off the fan continues operating for 6 min at the higher speed and then reverts to the default operation mode.

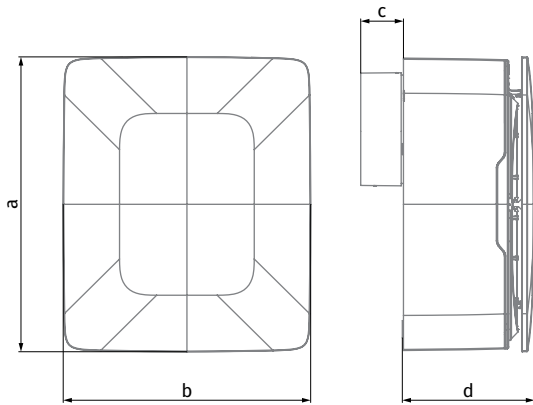
o **Motion sensor (Qubit-E...IR)**

Equipped with an adjustable timer and a turn-on delay timer (1, 2 or 5 minutes), turn-off delay timer (5, 15 or 30 minutes), interval timer (30 minutes of operation every 4 hours) and a microwave motion sensor, which works through the front panel.

o **Humidity sensor (Qubit-E...H)**

Equipped with a turn-on delay timer (1, 2 or 5 minutes), turn-off delay timer (5, 15 or 30 minutes), interval timer (30 minutes of operation every 4 hours) and a humidity sensor. The humidity sensor has two operating modes. **Manual mode** allows setting the humidity level in the range from 60 %, 70 %, 80 % or 90%. If this threshold is exceeded, the fan turns on or switches to the preset speed. **Auto** – intelligent air humidity control. This mode provides for humidity level change in automatic mode. The fan autonomously selects the optimum humidity level for the room, in which it is installed. The choice of the fan operation algorithm is determined based on analyzing the indoor air humidity level statistics.

Overall dimensions



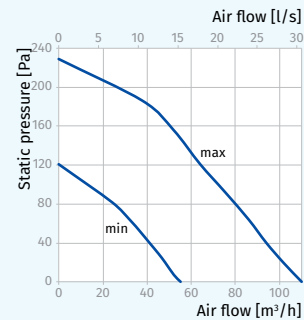
Dimensions [mm]	a	b	c	d
Qubit-E 55/110	256	215	37	115

Designation key		
Qubit-E	55/110	T
Model	Air flow according to speed	Option

Technical data

Model	Qubit-E 55/110	
	min	max
Voltage [V/Hz]	220-240/50	
Power [W]	11	26
Current [A]	0.081	0.116
Air flow [m³/h (l/s)]	55 (15)	110 (31)
SFP [W/l/s]	0.72	0.85
Sound pressure level [dBA]*	20	36

* Sound pressure level measured in free space at a distance of 3 meters from the fan.



Mounting

- o Flexible air ducts connected to the ductwork system and wiring are routed to the fan through the wall or ceiling.
- o After finishing works a flexible air duct is fixed on the fan spigot with clamps.
- o Power is supplied to the fan through a sealed electric lead-in on the casing.
- o The casing is installed at site with dowels and is adjusted vertically with oblong slotted joints.
- o The ventilation unit connected to the wiring system is installed in the mounted and fixed casing.
- o Can be ceiling-mounted.

Accessories

Flexible air duct	Speed controller	Clamp
-------------------	------------------	-------



BlauFlex AN



CDP-2/5



K